



Superior D-Series Boat Lifts

Superior's Hydrolift D Series utilises 'Drive on Pontoon' technology and is available in 3 models.

Constructed from the UMD range, the Hydrolift D Series enables the boat to be driven straight on to the lift to provide berthing out of the water. Cleats can be added to an edge of the D Series Hydrolift to provide a convenient mooring readily available for safe berthing.

This Drive-on-Pontoon convenience is a very popular product for those with a craft under 7 metres as it provides complete walk around access on the pontoon after raising by remote control. The Hydrolift can be located within marina berths or adjacent to pontoons or jetties.

D10	6m long	Max boat weight – 1000kgs
D15	7m long	Max boat weight = 1500kgs
D20	7m long	Max boat weight = 2000kgs



Features and Benefits

- Australian manufactured
- Lower and lift your boat with ease
- Launch and retrieve by yourself
- Complete walk around access
- Suits most V hull fibreglass and aluminium boats
- Able to clean your entire boat even underneath
- Robust
- Less wear and tear on your hull
- Custom Fit
- Modular
- Adjustable
- Environmentally friendly
- Serviceable
- Transportable
- Various attachments available
- Accessories available



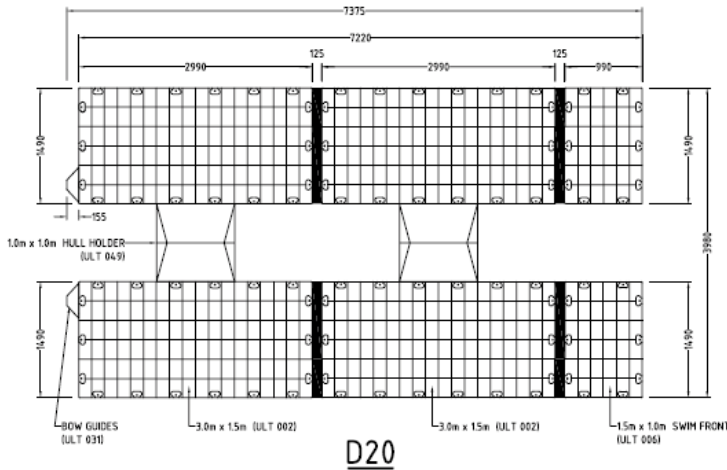
Drive on Pontoons

The Hydrolift D series utilizes our drive on pontoon technology to allow vessels under 2000 kgs to drive onto the lift where it is then raised by remote control.



This Drive-on-Pontoon convenience is a very popular product for those with a craft under 7 metres as it provides complete walk around access on the pontoon after raising. The Hydrolift can be located within marina berths or adjacent to pontoons or jetties.

D20: 2000kg capacity

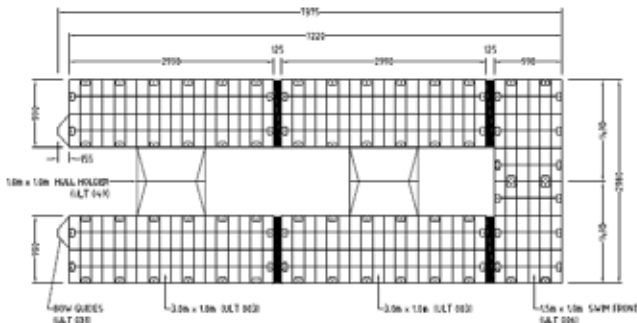


D20

- (4) 3m x 1.5m x .4m
- (2) Swim Fronts 1.5m x 1m x .4m
- (2) Hull Holders 1m x 1m x .4m
- (16) Flat Dogbones
- (2) Bow Guides
- (1) Hose Kit
- (1) Control Box

* Connection to Pontoon/Marina via DOP Connector Kit (Hard Connection) or Socket Cleats (Rope Connection)

D15: 1500kg capacity

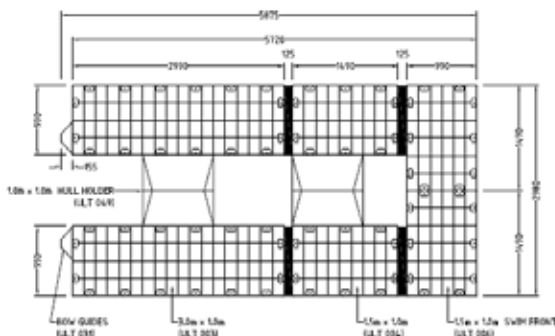


D15

- (4) 3m x 1m x .4m
- (2) 1.5m x 1m x .4m
- (2) Hull Holders 1m x 1m x .4m
- (16) Flat Dogbones
- (2) Bow Guides
- (1) Hose Kit
- (1) Control Box

* Connection to Pontoon/Marina via DOP Connector Kit (Hard Connection) or Socket Cleats (Rope Connection)

D10: 1000kg capacity



D10

- (2) 3m x 1m x .4m
- (2) 1.5m x 1m x .4m
- (2) Swim Fronts 1.5m x 1m x .4m
- (2) Hull Holders 1m x 1m x .4m
- (16) Flat Dogbones
- (2) Bow Guides
- (1) Hose Kit
- (1) Control Box

* Connection to Pontoon/Marina via DOP Connector Kit (Hard Connection) or Socket Cleats (Rope Connection)